


STart Roll Up Assembly Instructions

1




Remove your roll up from it's carry bag, stored in the underside of the cassette is the bungee pole.

2



Take the pole and allow all three sections to slide together.

3




Insert the pole into the cassette, ensuring that it is fully located.

4



Pull the top rail straight upwards ensuring not to damage the graphic.

5



Hook the top rail onto the top of the pole.

